

**SUNSHINE
WATER CONTROL DISTRICT
FISCAL YEAR 2010
ADOPTED BUDGET
SEPTEMBER 16, 2009**

**SUNSHINE
WATER CONTROL DISTRICT
TABLE OF CONTENTS**

| Description | Page Number(s) |
|--|-----------------------|
| General Fund Budget | 1 - 2 |
| Definitions of General Fund Expenditures | 3 - 6 |
| Projected Assessments | 7 |
| Amortization Schedule - SunTrust Loan | 8 |
| Estimated Capital Projects | 9 |
| Estimated 5-Year Capital Improvements Plan | Un-numbered |
| Insurance Details | Un-numbered |
| District Maps | Un-numbered |

**SUNSHINE
WATER CONTROL DISTRICT
GENERAL FUND BUDGET
FISCAL YEAR 2010**

| | Fiscal Year 2009 | | | Total Revenue and Expenditures | Proposed Budget FY 2010 |
|--|------------------------------|------------------------------|-----------------------------------|--------------------------------------|-------------------------------|
| | Adopted Budget FY 2009 | Actual through 3/31/09 | Projected through 9/30/2009 | | |
| REVENUES | | | | | |
| Assessment levy - gross | \$ 2,136,979 | | | | \$ 2,240,750 |
| Allowable discounts - revenue reserve | (85,479) | | | | (89,630) |
| Assessment levy - net | 2,051,500 | \$ 1,686,032 | \$ 365,468 | \$ 2,051,500 | 2,151,120 |
| Interest and miscellaneous | 32,055 | 5,423 | 2,500 | 7,923 | 5,000 |
| Permit review fees | 8,400 | 2,800 | 2,800 | 5,600 | 5,600 |
| NRCS grant (hurricane relief) | - | 199,343 | - | 199,343 | - |
| Total revenues | 2,091,955 | 1,893,598 | 370,768 | 2,264,366 | 2,161,720 |
| EXPENDITURES | | | | | |
| Professional & administration | | | | | |
| Supervisors' fees | 3,000 | 600 | 2,400 | 3,000 | 1,884 |
| Management/accounting/recording | 49,680 | 24,840 | 24,840 | 49,680 | 51,170 |
| Legal fees | 12,000 | 6,036 | 6,000 | 12,036 | 25,000 |
| Audit | 14,420 | - | 14,420 | 14,420 | 14,853 |
| Shared human resource services | 9,600 | 4,800 | 4,800 | 9,600 | 9,888 |
| Communications costs | 30,000 | 570 | 500 | 1,070 | 50,000 |
| Postage | 550 | 473 | 473 | 946 | 1,200 |
| Printing & binding | 1,400 | 715 | 715 | 1,430 | 1,400 |
| Legal advertising | 25,114 | 1,456 | 1,500 | 2,956 | 50,000 |
| Dues, subscriptions, etc. | 175 | 175 | - | 175 | 1,175 |
| Office supplies | 1,250 | 72 | 200 | 272 | 1,250 |
| Administration building costs | 29,334 | 14,667 | 14,667 | 29,334 | 30,214 |
| Insurance | 13,779 | 10,153 | - | 10,153 | 12,599 |
| Website | 720 | 35 | - | 35 | 720 |
| Contingencies | 5,000 | 2,272 | 2,728 | 5,000 | 5,000 |
| Total professional & admin | 196,022 | 66,864 | 73,243 | 140,107 | 256,353 |
| Debt Service | | | | | |
| Principal - SunTrust loan | 567,574 | 280,346 | 287,228 | 567,574 | 595,784 |
| Interest - SunTrust loan | 113,178 | 60,031 | 53,147 | 113,178 | 84,969 |
| Total debt service | 680,752 | 340,377 | 340,375 | 680,752 | 680,753 |

**SUNSHINE
WATER CONTROL DISTRICT
GENERAL FUND BUDGET
FISCAL YEAR 2010**

| | Fiscal Year 2009 | | | Total Revenue and Expenditures | Proposed Budget FY 2010 |
|---|------------------------------|------------------------------|-----------------------------------|--------------------------------------|-------------------------------|
| | Adopted Budget FY 2009 | Actual through 3/31/09 | Projected through 9/30/2009 | | |
| Field operations | | | | | |
| Salaries and wages | 314,728 | 122,073 | 192,655 | 314,728 | 330,464 |
| FICA taxes | 24,077 | 6,822 | 17,255 | 24,077 | 25,280 |
| Special pay | 1,000 | - | 1,000 | 1,000 | 1,000 |
| Bonus program | - | - | - | - | 1,000 |
| Pension | 25,178 | 3,635 | 21,543 | 25,178 | 33,046 |
| Health insurance | 72,621 | 22,228 | 50,393 | 72,621 | 83,514 |
| Workers' compensation insurance | 32,071 | 8,530 | 23,541 | 32,071 | 35,278 |
| Engineering fees | 86,000 | 113,335 | 113,335 | 226,670 | 1,197,700 |
| District mapping & GIS | 50000 | 0 | 50000 | 50,000 | - |
| Consulting engineer services | 25,000 | 1,530 | 1,530 | 3,060 | 25,000 |
| Water quality testing | 4,975 | 1,870 | 3,105 | 4,975 | 5,224 |
| Telephone | 4,665 | 859 | 1,718 | 2,577 | 2,577 |
| Electric | 1,680 | 591 | 591 | 1,182 | 1,680 |
| Rentals and leases | 22,440 | 6,992 | 15,448 | 22,440 | 3,000 |
| Insurance | 20,857 | 14,089 | - | 14,089 | 18,899 |
| Repairs and maintenance | | | | | |
| Canal banks | 12,000 | - | 12,000 | 12,000 | 12,000 |
| Canal dredging | 35,000 | - | 35,000 | 35,000 | 35,000 |
| Culvert cleaning | 100,000 | 51,625 | 48,375 | 100,000 | 100,000 |
| Dumpster service | 16,000 | 4,073 | 11,927 | 16,000 | 16,000 |
| Pump satation removal | 25,000 | - | - | - | - |
| Other | 61,000 | 2,473 | 58,527 | 61,000 | 61,000 |
| Operating supplies | | | | | |
| Chemicals | 62,255 | 5,492 | 56,763 | 62,255 | 62,255 |
| Propane | 19,800 | - | 19,800 | 19,800 | 21,780 |
| Fuel | 15,120 | 4,654 | 10,466 | 15,120 | 15,120 |
| Triploid carp | 17,500 | - | 17,500 | 17,500 | 17,500 |
| Uniforms | 3,217 | 2,027 | 1,190 | 3,217 | 3,217 |
| Other | 3,028 | 1,677 | 1,351 | 3,028 | 3,028 |
| Permit fees, licenses, schools | 2,500 | 1,200 | 1,300 | 2,500 | 5,000 |
| Capital outlay - field equipment | 35,000 | - | 35,000 | 35,000 | 30,000 |
| Contingencies | 109,079 | 2,461 | 106,618 | 109,079 | 108,830 |
| Capital project program | - | 319,635 | - | 319,635 | - |
| Total field operations | <u>1,201,791</u> | <u>697,871</u> | <u>907,931</u> | <u>1,605,802</u> | <u>2,254,392</u> |
| Other fees and charges | | | | | |
| Tax collector | 32,055 | 16,840 | 15,215 | 32,055 | 33,611 |
| Property appraiser | 32,055 | 15,966 | 16,089 | 32,055 | 33,611 |
| Total other fees & charges | <u>64,110</u> | <u>32,806</u> | <u>31,304</u> | <u>64,110</u> | <u>67,222</u> |
| Total expenditures | <u>2,142,675</u> | <u>1,137,918</u> | <u>1,352,853</u> | <u>2,490,771</u> | <u>3,258,720</u> |
| Net increase/(decrease) of fund balance | (50,720) | 755,680 | (982,085) | (226,405) | (1,097,000) |
| Fund balance - beginning (unaudited) | 3,073,431 | 2,813,145 | 3,568,825 | 2,813,145 | 2,586,740 |
| Unreserved, designated for: | | | | | |
| Repairs & maintenance: | | | | | |
| Canal dredging and repair | 850,000 | 850,000 | 850,000 | 850,000 | 243,800 |
| Pump station improvements | 800,000 | 800,000 | 800,000 | 800,000 | 333,500 |
| Monitoring stations and telemetry | 50,000 | 50,000 | 50,000 | 50,000 | 25,000 |
| 3 months working capital | 300,000 | 300,000 | 300,000 | 300,000 | 525,000 |
| Other | 103,276 | 103,276 | 103,276 | 103,276 | - |
| Unreserved, undesignated | 919,435 | 1,465,549 | 483,464 | 483,464 | 362,440 |
| Fund balance - ending (projected) | <u>\$ 3,022,711</u> | <u>\$ 3,568,825</u> | <u>\$ 2,586,740</u> | <u>\$ 2,586,740</u> | <u>\$ 1,489,740</u> |

**SUNSHINE
WATER CONTROL DISTRICT
DEFINITIONS OF GENERAL FUND EXPENDITURES**

EXPENDITURES

| | |
|---|----------|
| Professional and administration | |
| Supervisors' fees | \$ 1,884 |
| Pursuant to Florida State Statute 218.14, supervisor fees are set at \$50 for each meeting of the Board of Supervisors. The District anticipates it will hold twelve meetings during the fiscal year. | |
| Management/accounting/recording | 51,170 |
| Wrathell, Hart, Hunt and Associates, LLC specializes in managing Special Districts in the State of Florida by combining the knowledge, skills and experience of a team of professionals to ensure compliance with all governmental requirements of the District, develops financing programs, administers the issuance of tax exempt bond financings and operates and maintains the assets of the community. | |
| Legal fees | 25,000 |
| Lewis, Longman & Walker, P.A. provides on-going general counsel and legal representation. This lawyer is confronted with issues relating to public finance, public bidding, rulemaking, open meetings, public records, real property dedications, conveyances and contracts. In this capacity, he provides service as a "local government lawyers," realizing that this type of local government is very limited in its scope – providing infrastructure and services to developments. | |
| Audit | 14,853 |
| The District is required by Florida State Statute 218.39 to undertake an independent examination of its books, records and accounting procedures on an annual basis. Pursuant to an agreement, the District anticipates this service will be provided by Grau & Associates. This is the second year of the agreement, which has a term of five years. | |
| Shared human resource services | 9,888 |
| Coral Springs Improvement District provides the following services: | |
| <ul style="list-style-type: none"> ■ Oversight of human resources ■ Payroll services that include bi-weekly paychecks, W-2 preparation, employee file maintenance, administration of EEOC compliance & the personnel policy and record keeping ■ Administration of the pension plan, health care insurance benefits, workers' compensation insurance, deadbeat dad and other state mandated levies ■ Placement of employment ads, screening of potential candidates, drug screening and administration of the safety work-boot program and safety training classes. ■ Information technology services and products | |
| Communications costs | 50,000 |
| The initiation of a District-wide Capital Improvement Program is anticipated during Fiscal Year 2010. Accordingly, the District will perform a mass-mailing to communicate the purpose and impact of the program to the residents. | |
| Postage | 1,200 |
| Mailing of agenda packages, overnight deliveries, correspondence, etc. | |
| Printing & binding | 1,400 |
| Accounts payable checks, letterhead, envelopes, copies, agenda packages, etc. | |
| Legal advertising | 50,000 |
| The District advertises for monthly meetings, special meetings, public hearings, public bids, etc. The increase, as compared to the amount budgeted in the prior year, relates to notices that the District will likely have to mail to its residents pursuant to Florida Statute 197.3632. | |

**SUNSHINE
WATER CONTROL DISTRICT
DEFINITIONS OF GENERAL FUND EXPENDITURES**

EXPENDITURES (continued)

| | |
|---|---------|
| Dues, subscriptions, etc. | 1,175 |
| Pursuant to rule 9B-50.003, the Florida Department of Community Affairs requires all special districts to pay an annual fee. | |
| Office supplies | 1,250 |
| Accounting and administrative supplies. | |
| Administration building costs | 30,214 |
| Coral Springs Improvement District (CSID) charges rent for unlimited access to their facilities and resources, which include the following: | |
| <ul style="list-style-type: none"> ■ Administration of the uniforms contract, inventory, and Nextel repairs ■ Purchases office supplies (including paper goods & refreshments) ■ Addresses vendor and bid inquiries when the Supervisor is unavailable ■ Customer service for drainage matters ■ Technology sharing ■ Electricity, water & sewer services, kitchen area, air conditioning, 24-hour security ■ On-site diesel & gasoline storage & dispensing and used oil recycling, which includes storage tank hazardous materials facility licensing, fuel pump meter calibrations, inspections, permitting and certification with the Department of Environmental Protection ■ Hurricane disaster command center, which includes: food, water, sanitary facilities, shelter, emergency satellite radio phones, 2-way CB radio and employee & equipment sharing ■ 24-hour telephone access for residents, fax services, internet access, printer, copiers, office supplies ■ Supervisor office that includes a desk, phone, etc. ■ Supervisor & employee back-up in case of injury or extended leave ■ Secure parking for all trucks, boats and two tractors ■ Workshop and garage area for equipment repair ■ Insured and assigned chemical storage area (793 sq. ft.) ■ SFWMD access gate key apportion and application ■ Water quality control sampling & analysis reporting through CSID contracted accounts with Environmental Laboratories | |
| Insurance | 12,599 |
| Eigis Insurance & Risk Advisors is the District's insurance agent and they provide insurance policies with Preferred Governmental Insurance Trust (PGIT) for Public Officials, General Liability Insurance and Employment Practices Liability. As insurance rates are somewhat unpredictable, the District has budgeted a 15% increase over actual for fiscal year 2010. | |
| Website | 720 |
| Contingencies | 5,000 |
| Bank charges and other miscellaneous expenses incurred during the year. | |
| Debt Service | |
| Principal - SunTrust loan | 595,784 |
| These expenditures relate to the repayment of the "Hurricane Loan". | |
| Interest - SunTrust loan | 84,969 |
| These expenditures relate to the payment of interest that relates to the "Hurricane Loan". | |

**SUNSHINE
WATER CONTROL DISTRICT
DEFINITIONS OF GENERAL FUND EXPENDITURES**

EXPENDITURES (continued)

| | |
|---|-----------|
| Field operations | |
| Salaries and wages | 330,464 |
| The amount budgeted allows for 9 positions (1 Field Supervisor, 3 Crew Leaders, and 5 Field Staff) and a 5% increase of the amount budgeted in the prior year; however, each employee will be evaluated in September to determine their actual increase. | |
| FICA taxes | 25,280 |
| This expenditure is established by federal law, which is currently 7.65% of gross wages. | |
| Special pay | 1,000 |
| This is a holiday bonus that is based upon the number of years of employment. | |
| Bonus program | 1,000 |
| Discretionary performance bonuses to be administered by the Field Superintendent. | |
| Pension | 33,046 |
| The District contributes 8% of each employee's salary into a pension plan. | |
| Health insurance | 83,514 |
| Due to the unpredictability of the cost of health, life and disability insurance in prior years, the District has budgeted a 15% increase. | |
| Worker's Compensation Insurance | 35,278 |
| The District's workers' compensation Insurance policy is with the Florida League of Cities. Based upon historical trends, the District has budgeted a 10% increase. | |
| Engineering fees | 1,197,700 |
| These expenditures include oversight of current District projects, formulation of bid specifications, organizational support for future District projects and attendance at Board meetings. For more detail, see Estimated Capital Projects. | |
| District mapping & GIS | - |
| These expenditures are now reflected in Engineering Fees. For more detail, see Estimated Capital Projects. | |
| Consulting engineer services | 25,000 |
| These expenditures relate to a variety of engineering services, which include: assisting with the development of operational & capital improvement programs, performing periodic field inspections, assisting with the designing processes and providing additional services as requested by the District. Pursuant to an agreement, these services are provided by McKune & Associates, Inc. | |
| Water Quality Testing | 5,224 |
| The water quality testing program consists of quarterly sampling and analysis from different points within the District. The cost of this testing is anticipated to increase approximately 5%. | |
| Telephone | 2,577 |
| The amount budgeted is based on an extrapolation of the expense incurred year-to-date. | |
| Electric | 1,680 |
| The District has three utility accounts with Florida Power & Light. This expense is not anticipated to increase as compared to the prior fiscal year. | |
| Rentals | 3,000 |
| This expenditure consists of equipment rentals that are necessary for the District's operations. | |

**SUNSHINE
WATER CONTROL DISTRICT
DEFINITIONS OF GENERAL FUND EXPENDITURES**

EXPENDITURES (continued)

| | |
|--|----------------------------|
| Insurance | 18,899 |
| Egis Insurance & Risk Advisors is the District's insurance agent and they provide insurance policies with Preferred Governmental Insurance Trust (PGIT) for Property, Inland Marine, Crime and Automobile Liability & Physical Damage. As insurance rates are somewhat unpredictable, the District has budgeted a 15% increase over actual for Fiscal Year 2010. | |
| Repairs and maintenance | |
| These expenses are not anticipated to increase as compared to the prior year: | |
| R&M - Canal Banks | 12,000 |
| R&M - Canal Dredging | 35,000 |
| R&M - Culvert Inspection & Cleaning | 100,000 |
| R&M - Dumpster Service | 16,000 |
| R&M - Other | 61,000 |
| Operating supplies | |
| These expenses are not anticipated to increase as compared to the prior year except as noted: | |
| Chemicals | 62,255 |
| Propane (The District anticipates a 10% increase.) | 21,780 |
| Fuel | 15,120 |
| Triploid Carp | 17,500 |
| Uniforms | 3,217 |
| Other | 3,028 |
| Permit fees, licenses, schools | 5,000 |
| These expenditures include educational necessities, permits, licenses and fees necessary for employees to obtain an aquatic license. | |
| Capital outlay - field equipment | 30,000 |
| The District anticipates purchasing 3 new F-150 4x4 trucks, a spray boat and a trailer. | |
| Contingencies | 108,830 |
| These expenditures represent 10% of field services and allow some flexibility for the management of the District in the event that unforeseen circumstances arise. | |
| Other fees and charges | |
| Tax Collector | 33,611 |
| The Tax Collector's fee is 1.5% of assessments collected. | |
| Property Appraiser | 33,611 |
| The Property Appraiser's fee is 1.5% of assessments collected. | |
| Total expenditures | <u><u>\$ 3,258,720</u></u> |

**SUNSHINE
WATER CONTROL DISTRICT
PROJECTED ASSESSMENTS**

| Fiscal Year | 2008 | 2009 | 2010 |
|---------------------|-------------|-------------|-------------|
| Assessable Units | 16,564 | 16,891 | 16,877 |
| Assessment per Unit | 118.66 | 126.52 | 132.77 |

SUNSHINE

Water Control District

SunTrust Loan

\$4,965,000

Amortization Schedule

| Date | Principal* | Interest Rate | Interest | Total P+I |
|--------------|------------------------------|--------------------------|----------------------------|------------------------------|
| 11/01/2009 | 294,279.85 | 4.910% | 46,096.57 | 340,376.42 |
| 05/01/2010 | 301,504.42 | 4.910% | 38,872.00 | 340,376.42 |
| 11/01/2010 | 308,906.35 | 4.910% | 31,470.07 | 340,376.42 |
| 05/01/2011 | 316,490.00 | 4.910% | 23,886.42 | 340,376.42 |
| 11/01/2011 | 324,259.83 | 4.910% | 16,116.59 | 340,376.42 |
| 05/01/2012 | 332,220.36 | 4.910% | 8,156.06 | 340,376.42 |
| Total | <u>\$1,877,660.81</u> | | <u>\$164,597.71</u> | <u>\$2,042,258.52</u> |

**SUNSHINE WATER CONTROL DISTRICT
ESTIMATED CAPITAL PROJECTS**

| SWCD WA# | SWCD Approval Date | RE/J/B I WO# | Task | Amount Authorized | Amount Projected | 2009 YTD Actual 03/31/09 | Projected YE 09/30/09 | Budgeted FY2010 |
|--------------|--------------------|--------------|-----------------------------------|-------------------|-------------------|--------------------------|-----------------------|---------------------|
| | | 100 | General Eng. Services - Meetings | \$ 86,000 | \$ - | \$ 53,262 | \$ 100,000 | \$ 100,000 |
| | | 100 | General Eng. Services - Permits | - | - | 15,000 | 30,000 | 40,000 |
| | | 103 | Water Use Permit | 10,000 | - | 10,000 | 10,000 | - |
| | | 104 | District Mapping GIS | 57,000 | - | 57,000 | 57,000 | - |
| | | 105 | Water Control Plan | 25,000 | - | 16,684 | 25,000 | - |
| | | | Pump Station 3 Removal | - | 30,000 | - | - | 30,000 |
| | 2/12/2013 | 114 | Canal Restoration Phase 2 | 192,500 | - | 3,850 | 35,000 | 159,200 |
| | 2/12/2013 | 115 | Culvert Replacement/Repair | 189,700 | - | 24,705 | 142,500 | 42,000 |
| | 2/12/2013 | 116 | Pump Station 1&2 Replacement | 123,000 | - | 20,730 | 123,000 | - |
| | | | Pump Station 1&2 Replacement | - | 485,000 | - | 48,500 | 436,500 |
| | | 117 | Hydrologic Model | 58,000 | - | 3,480 | 58,000 | - |
| | | 120 | E-W Basin Interconnect Grant | 5,000 | - | 5,000 | 5,000 | - |
| | | | E-W Basin Interconnect Design | - | 30,000 | - | - | 30,000 |
| | | | Monitoring & Telemetry for Canals | - | 25,000 | - | - | 25,000 |
| | | | New Culverts | - | 50,000 | - | - | 50,000 |
| | | | Waterway Access Boat Ramps | - | 10,000 | - | - | 10,000 |
| | | | NSID/CSID Interconnect | - | 30,000 | - | - | 30,000 |
| | | | GIS ROW & Maint. Mgmt. System | - | 20,000 | - | - | 20,000 |
| | | | GIS Permit Management System | - | 20,000 | - | - | 20,000 |
| | | | GIS Web Based Information System | - | 50,000 | - | - | 50,000 |
| | | | GIS Integration w/Emerg. Response | - | 20,000 | - | - | 20,000 |
| | | | GIS Project Mgmt. Module | - | 50,000 | - | - | 50,000 |
| | | | GIS Field Verify Canals/Culverts | - | 20,000 | - | - | 20,000 |
| | | | GIS Easement Title Research | - | 10,000 | - | - | 10,000 |
| | | | Canal ROW Maintenance Program | - | 25,000 | - | - | 25,000 |
| | | | Canal ROW Enforcement | - | 10,000 | - | - | 10,000 |
| | | | Public Education Initiative | - | 20,000 | - | - | 20,000 |
| Total | | | | \$ 746,200 | \$ 905,000 | \$ 209,711 | \$ 634,000 | \$ 1,197,700 |

**SUNSHINE WATER CONTROL DISTRICT
ESTIMATED 5-YEAR CAPITAL IMPROVEMENTS PLAN
03/26/09**

| Project Description | Construction Cost | Engineering & Survey | Fiscal Year | | | | | Funding | | Comments |
|---|-------------------|----------------------|-------------|------|------|------|------|------------------------|-----------------------|----------|
| | | | FY09 | FY10 | FY11 | FY12 | FY13 | Amount | Resource | |
| Canal Restoration - Phase 2 | \$5,300,000.00 | \$185,000.00 | X | | | | | \$5,485,000.00 | District Bonds | |
| Culvert Replacement/Repair/Cleaning | \$1,221,000.00 | \$184,500.00 | X | | | | | \$1,405,500.00 | District Bonds | |
| Pump Station 1 & 2 Replacement | \$5,000,000.00 | \$610,000.00 | X | | | | | \$5,610,000.00 | District Bonds | |
| Hydrologic Model | | \$58,000.00 | X | | | | | \$58,000.00 | District Bonds | |
| New Plan of Reclamation | | \$50,000.00 | X | | | | | \$50,000.00 | District Bonds | |
| Engineering Report for Bond Issue | | \$50,000.00 | X | | | | | \$50,000.00 | District Bonds | |
| Monitoring & Telemetry System for Canal & Pump Stations | \$125,000.00 | \$25,000.00 | X | | | | | \$150,000.00 | District Bonds | |
| Remove Pump Station #3 | \$100,000.00 | \$30,000.00 | X | | | | | \$130,000.00 | District Bonds | |
| New Culverts - Install new pipes at several locations to improve water flows (Assume 5 culverts @ \$50,000) | \$250,000.00 | \$50,000.00 | X | X | X | | | \$300,000.00 | District Bonds | |
| Improve Waterway Access - Construct SWCD boat ramps at various locations | \$50,000.00 | \$10,000.00 | X | X | X | | | \$60,000.00 | District Bonds | |
| Design and Construct NSID/CSID Interconnect | \$170,000.00 | \$30,000.00 | X | | | | | \$200,000.00 | District Bonds | |
| Design and Construct East-West Basin Interconnect | \$170,000.00 | \$30,000.00 | X | | | | | \$200,000.00 | District Bonds | |
| GIS ROW and Maintenance Management System | | \$20,000.00 | X | | | | | \$20,000.00 | District Bonds | |
| GIS Permit Management System | | \$20,000.00 | X | | | | | \$20,000.00 | District Bonds | |
| GIS Web Based Information System for public information delivery and support of educational programs | | \$50,000.00 | X | | | | | \$50,000.00 | District Bonds | |
| GIS - Integration with Emergency Response System | | \$20,000.00 | | X | | | | \$20,000.00 | District Bonds | |
| GIS - Project Management Module integrated with field data collection | | \$50,000.00 | X | | | | | \$50,000.00 | District Bonds | |
| GIS - Field Verification of canals and drainage structures | | \$20,000.00 | X | | | | | \$20,000.00 | District Bonds | |
| GIS - SWCD Easements title investigation | | \$10,000.00 | X | | | | | \$10,000.00 | District Bonds | |
| GIS - SWCD dedicated computer hardware & software | \$15,000.00 | | X | | | | | \$15,000.00 | District Bonds | |
| DISTRICT BOND TOTAL | | | | | | | | \$13,903,500.00 | District Bonds | |
| Develop Comprehensive Canal Bank Right-of-Way Maintenance Program | | \$25,000.00 | X | | | | | \$10,000.00 | Annual Budget | |
| Execute/Enforce with City Canal Bank Right-of-Way Maintenance Program | | \$10,000.00 | X | X | X | X | X | \$20,000.00 | Annual Budget | |
| Implement a Public Education Initiative for SWCD residents and businesses. | | \$20,000.00 | X | X | X | X | X | \$0.00 | Annual Budget | |

**SUNSHINE
WATER CONTROL DISTRICT**

**INSURANCE DETAILS
10/30/2008 THROUGH 10/30/2009**

These items are subject to change during Fiscal Year 2010



PUBLIC ENTITY

PROPERTY AND INLAND MARINE COVERAGE PART DECLARATIONS

COVERED PARTY: **Sunshine Water Control District**

AGREEMENT NO.: **PKMFL1 0064704 08-02**

SCHEDULE OF COVERAGES AND LIMITS OF COVERAGE

Deductibles

5% TIV Per Occurrence/Per Location for "Named Storm" wind
subject to minimum of \$20,000 Per Occurrence

\$5,000 Per Occurrence - All other Perils - Buildings & Contents and
Extensions of Coverage

Per Attached Schedule Inland Marine

Covered Property

| | |
|--|-------------|
| Total Insured Values - Building and Contents - Per Schedule on file totaling | \$1,530,000 |
| Loss of Business Income | \$0 |
| Additional Expense | \$100,000 |

Inland Marine

| | |
|---------------------------------------|----------|
| Communication Equipment | \$0 |
| Contractor's / Mobile Equipment | \$83,000 |
| Electronic Data Processing Equipment | \$64,200 |
| Emergency Services Portable Equipment | \$0 |
| Fine Arts | \$0 |
| Other Inland Marine | \$50,000 |
| Rented, Borrowed, Leased Equipment | \$50,000 |
| Valuable Papers | \$0 |
| Watercraft | \$0 |

If marked with an "X" we will cover the following EXTENSIONS OF COVERAGE on form PGIT 120. These limits of liability do not increase any other applicable limit of liability.

| (X) | Code | Extensions of Coverage | Limit of Liability |
|-----|------|---|--|
| X | A | Accounts Receivable | \$250,000 in any one occurrence |
| X | B | Animals | \$1,000 any one Animal \$5,000 Annual Aggregate in any one agreement period |
| X | C | Buildings Under Construction | If shown on Property Schedule |
| X | D | Debris Removal Expense | \$250,000 in any one occurrence |
| X | E | Demolition Cost, Operation of Building Laws and Increased Construction Cost | \$250,000 in any one occurrence |
| X | F | Duty to Defend | Included |
| X | G | Errors and Omissions | \$15,000 in any one occurrence |
| | H | Expediting Expenses | \$0 in any one occurrence |
| X | I | Fire Department Charges | \$25,000 in any one occurrence |
| X | J | Fungus Cleanup Expense | \$2,500 in any one occurrence \$10,000 Annual Aggregate in any one agreement period |
| X | K | Lawns, Plants, Trees and Shrubs | \$25,000 in any one occurrence |
| | L | Leasehold Interest | \$0 in any one occurrence |

| | | | |
|----------|----------|--------------------------------|---|
| X | M | Margin Clause | See Item M. on form PGIT 120 |
| X | N | New Locations | \$1,000,000 in any one occurrence for up to 60 days from the date such new location(s) is first purchased, rented or occupied, whichever is earlier |
| X | O | Personal Property of Employees | \$25,000 for any one employee \$50,000 in any one occurrence |
| X | P | Pollution Cleanup Expense | \$50,000 in any one occurrence \$50,000 Annual Aggregate in any one agreement period |
| | Q | Professional Fees | \$0 in any one occurrence |
| X | R | Recertification | \$10,000 in any one occurrence |
| X | S | Service Interruption Coverage | \$100,000 in any one occurrence |
| X | T | Transit | \$250,000 in any one occurrence |
| | U | Vehicle Property Coverage | \$0 in any one occurrence |

Special Property Coverages

| <u>Coverage</u> | <u>Deductibles</u> | <u>Limit</u> |
|-----------------|--------------------|--------------|
| Earth Movement | | Not Included |
| Flood | \$5,000 | \$1,000,000 |
| TRIA | | Not Included |

Equipment Breakdown (Boiler & Machinery)

| <u>Coverage</u> | <u>Limit</u> |
|---|--|
| Property Damage / Loss of Business Income / Additional Expense per accident | \$1,530,000 |
| Water Damage | \$50,000 |
| Ammonia Contamination | \$100,000 |
| Hazardous Substance Coverage | \$100,000 |
| Utility Interruption | Combined with Business Income and Additional Expense |
| Spoilage Damage | Included |
| Ordinance or Law | \$100,000 |
| Expediting Expenses | Included |
| <u>Deductible</u> | <u>Amount</u> |
| Equipment Breakdown | \$5,000 |

FORMS AND ENDORSEMENTS

Forms and endorsements applying to this Coverage Part and made part of the coverage agreement at this time of issue:

See PGIT 002

Premium: \$ INCLUDED

THIS SUPPLEMENTAL DECLARATIONS AND THE COMMON AGREEMENT DECLARATIONS, TOGETHER WITH THE COMMON AGREEMENT CONDITIONS, COVERAGE PART(S), FORMS AND ENDORSEMENTS, IF ANY, COMPLETE THE ABOVE NUMBERED AGREEMENT.



PUBLIC ENTITY

FLOOD COVERAGE

THIS ENDORSEMENT CHANGES THE AGREEMENT. PLEASE READ IT CAREFULLY

This endorsement modifies coverage provided under the **PROPERTY AND INLAND MARINE COVERAGE FORM, PGIT 104:**

EXCLUSION A.4.

A. We will pay for direct physical loss to covered property caused by flood.

All **flood** losses within a continuous 72-hour period will be considered a single **occurrence**. The expiration of this agreement will not reduce this 72-hour period.

B. Limit of Liability

The following **limits of liability** do not increase any other applicable **limit of liability**.

1. The most **we** will pay for any one **occurrence** of **flood** loss in any one **coverage agreement period** within a state or at a Location shown on the Schedule of this endorsement will be our proportion of the limit of liability shown in the Schedule of this endorsement

Schedule

State or location

FLORIDA

ALL OTHER STATES

Limit of Liability

See DECLARATIONS

No Coverage

2. The most **we** will pay for all **flood** losses during any one **coverage agreement period** is \$10,000,000

C. SPECIAL FLOOD DEDUCTIBLE

Property designated as being within **Flood Zone A** or **Flood Zone V** (and prefix or suffixes thereof) by the Federal Emergency Management Agency (FEMA), or within a 100 Year Flood Plain as designated by the United States Army Corps of Engineers, will have a Special Flood Deductible equal to all flood insurance available for such property under the National Flood Insurance Program, whether purchased or not. If such property is not eligible for the National Flood Insurance Program because the community in which the property is located does not participate in the National Flood Insurance Program, the Special Flood Deductible will be \$1,000,000 per insured location damaged in the flood occurrence or 5% of the Total Insured Value at each affected location, whichever is greater.

When property included under this Special Flood Deductible is lost or damaged in the same flood occurrence with other insured property, only the largest of the applicable deductibles specified above shall apply to the flood occurrence.

D. ADDITIONAL DEFINITIONS

Flood Zone A

Property will be determined to be within a Flood Zone A if it is within an area designated as such on a FEMA Flood Insurance Rate Map or a Flood Hazard Boundary Map. Flood Zone A will include, but not be limited to, all of the sub-classifications of AO, AH, AE, AR, A1 through A30 and A99, or any other sub-classification with the A prefix or designation.

Flood Zone V

Property will be determined to be within a Flood Zone V if it is within an area designated as such on a FEMA Flood Insurance Rate Map or a Flood Hazard Boundary Map. Flood Zone V will include, but not be limited to, all of the sub-classifications of VO, VH, VE, VR, V1 through V30 and V99, or any other sub-classification with the V prefix or designation.



PUBLIC ENTITY

GENERAL LIABILITY COVERAGE PART DECLARATIONS

COVERED PARTY: **Sunshine Water Control District**

AGREEMENT NO.: **PKMFL1 0064704 08-02**

SCHEDULE OF COVERAGES AND LIMITS OF COVERAGE

Deductibles

| | |
|--------------------------------|-----|
| Bodily Injury, Property Damage | \$0 |
| Employee Benefits Liability | \$0 |
| Law Enforcement Liability | N/A |

Coverage is only provided for the coverages indicated by an X.

Coverage

| | | | |
|-------------------------------------|--|-------------|----------------------------|
| <input checked="" type="checkbox"/> | Bodily Injury and Property Damage | \$3,000,000 | Per Occurrence |
| | Personal Injury and Advertising Injury | Included | Per Person or Organization |
| | Products / Completed Operation Aggregate Limit | Included | |
| | General Aggregate Limit | \$3,000,000 | |
| | Medical Payments | \$2,500 | |
| <input checked="" type="checkbox"/> | Employee Benefits Liability | \$3,000,000 | Per Person |
| | | \$3,000,000 | Aggregate Limit |
| | Retroactive Date: | N/A | |
| <input checked="" type="checkbox"/> | Fire Damage Limit | \$50,000 | Any One Premise |
| <input checked="" type="checkbox"/> | No Fault Sewer Backup | Included | See PGIT 213 |
| <input type="checkbox"/> | Law Enforcement | N/A | Per Person |
| | | N/A | Per Occurrence |
| | | N/A | Aggregate Limit |

FORMS AND ENDORSEMENTS

Forms and endorsements applying to this Coverage Part and made part of the coverage agreement at this time of issue:

See PGIT 002

Premium: \$ INCLUDED

THIS SUPPLEMENTAL DECLARATIONS AND THE COMMON AGREEMENT DECLARATIONS, TOGETHER WITH THE COMMON AGREEMENT CONDITIONS, COVERAGE PART(S), FORMS AND ENDORSEMENTS, IF ANY, COMPLETE THE ABOVE NUMBERED AGREEMENT.



PUBLIC ENTITY

PUBLIC OFFICIALS & EMPLOYMENT PRACTICES LIABILITY COVERAGE PART DECLARATIONS

COVERED PARTY: Sunshine Water Control District

AGREEMENT NO.: PKMFL1 0064704 08-02

SCHEDULE OF COVERAGES AND LIMITS OF COVERAGE

Deductibles

| | |
|---|---------|
| Public Officials Employment-Related Practices Liability | \$2,500 |
| Public Officials Professional Liability | \$2,500 |

Coverage is only provided for the coverages indicated by an X.

Coverage

| | | | |
|-------------------------------------|---|----------------------|-----------------|
| <input checked="" type="checkbox"/> | Public Officials Employment Practices Liability | \$2,000,000 | Per Claim |
| | | \$2,000,000 | Aggregate Limit |
| | Retroactive Date | <input type="text"/> | |

| | | | |
|-------------------------------------|---|----------------------|-----------------|
| <input checked="" type="checkbox"/> | Public Officials Professional Liability | \$2,000,000 | Per Claim |
| | | \$2,000,000 | Aggregate Limit |
| | Retroactive Date | <input type="text"/> | |

Note: If no Retroactive Date is shown above, claims will not be excluded based on the date the act was committed.

FORMS AND ENDORSEMENTS

Forms and endorsements applying to this Coverage Part and made part of the coverage agreement at this time of issue:

See PGIT 002

Premium: \$ INCLUDED

THIS SUPPLEMENTAL DECLARATIONS AND THE COMMON AGREEMENT DECLARATIONS, TOGETHER WITH THE COMMON AGREEMENT CONDITIONS, COVERAGE PART(S), FORMS AND ENDORSEMENTS, IF ANY, COMPLETE THE ABOVE NUMBERED AGREEMENT.



PUBLIC ENTITY

AUTOMOBILE COVERAGE PART DECLARATIONS

ITEM ONE

COVERED PARTY: Sunshine Water Control District

AGREEMENT NO.: PKMFL1 0064704 08-02

ITEM TWO

SCHEDULE OF COVERAGES AND LIMITS OF COVERAGE

This agreement provides only those coverages where a charge is shown in the premium column below. Each of these coverages will apply only to those "autos" shown as covered "autos." "Autos" are shown as covered "autos" for a particular coverage by the entry of one or more of the symbols from the Covered Autos Section of the Public Entity Automobile Coverage Form next to the name of the coverage.

| COVERAGES | COVERED AUTOS (Entry of one or more of the symbols from the Covered Auto Section of the Public Entity Automobile Coverage Form shows which autos are covered autos) | LIMIT THE MOST WE WILL PAY FOR ANY ONE ACCIDENT OR LOSS | PREMIUM |
|---|--|--|-----------------|
| LIABILITY | 1 | \$2,000,000 Limit Subject to PGIT 316 \$0 Deductible Subject to PGIT 306 | Included |
| PERSONAL INJURY PROTECTION (or equivalent No-fault Coverage) | 5 | STATUTORY | Included |
| ADDED PERSONAL INJURY PROTECTION (or equivalent No-fault Coverage) | N/A | SEPARATELY STATED IN EACH ADDED P.I.P. ENDORSEMENT | Not Included |
| AUTO MEDICAL PAYMENTS | 2 | \$5,000 | Included |
| UNINSURED MOTORISTS | 2 | \$100,000 | Included |
| UNDERINSURED MOTORISTS (When not included in Uninsured Motorists Coverage) | 2 | \$100,000 | Included |
| PHYSICAL DAMAGE COMPREHENSIVE COVERAGE | 2, 8 | ACTUAL CASH VALUE OR COST OF REPAIR, WHICHEVER IS LESS, MINUS DED. AS SCHEDULED FOR EACH COVERED AUTO PER ATTACHED SCHEDULE, BUT NO DEDUCTIBLE APPLIES TO LOSS CAUSED BY FIRE OR LIGHTNING. See ITEM FOUR For Hired Or Borrowed "Autos." | Included |
| PHYSICAL DAMAGE SPECIFIED CAUSES OF LOSS COVERAGE | N/A | ACTUAL CASH VALUE OR COST OF REPAIR, WHICHEVER IS LESS, MINUS \$_____ DED. FOR EACH COVERED AUTO FOR LOSS CAUSED BY MISCHIEF OR VANDALISM. See ITEM FOUR For Hired Or Borrowed "Autos" | Not Included |
| PHYSICAL DAMAGE COLLISION COVERAGE | 2, 8 | ACTUAL CASH VALUE OR COST OF REPAIR, WHICHEVER IS LESS, MINUS DED. AS SCHEDULED FOR EACH COVERED AUTO PER ATTACHED SCHEDULE. See ITEM FOUR For Hired Or Borrowed "Autos." | Included |
| PHYSICAL DAMAGE TOWING AND LABOR (Not available in California) | N/A | N/A For Each Disablement of A Private Passenger "Auto" | Not Included |
| PREMIUM | | | INCLUDED |

ITEM THREE

SCHEDULE OF COVERED AUTOS YOU OWN

SEE ATTACHED SCHEDULE

ITEM FOUR

SCHEDULE FOR HIRED OR BORROWED COVERED AUTO COVERAGE AND PREMIUMS

LIABILITY COVERAGE

| STATE | ESTIMATED COST OF HIRE FOR EACH STATE | RATE | FACTOR (If Liability Cov. Is Primary) | PREMIUM |
|-------|---------------------------------------|-------------|---------------------------------------|----------|
| FL | \$ IF ANY | FLAT CHARGE | | Included |

PHYSICAL DAMAGE COVERAGE

| COVERAGES | LIMIT OF COVERAGE THE MOST WE WILL PAY DEDUCTIBLE | ESTIMATED ANNUAL COST OF HIRE | RATE PER EACH \$100 ANNUAL COST OF HIRE | PREMIUM |
|--------------------------|--|----------------------------------|--|-----------------|
| COMPREHENSIVE | ACTUAL CASH VALUE OR COST OF REPAIRS OR \$35,000, WHICHEVER IS LESS, MINUS \$1,000 DED. FOR EACH COVERED AUTO. | \$ IF ANY | \$ | Included |
| SPECIFIED CAUSES OF LOSS | ACTUAL CASH VALUE OR COST OF REPAIR, WHICHEVER IS LESS, MINUS \$ DED. FOR EACH COVERED AUTO FOR LOSS CAUSED BY MISCHIEF OR VANDALISM | \$ | \$ | \$ |
| COLLISION | ACTUAL CASH VALUE OR COST OF REPAIRS OR \$35,000, WHICHEVER IS LESS, MINUS \$1,000 DED. FOR EACH COVERED AUTO | \$ IF ANY | \$ | Included |
| | | | PREMIUM | Included |

ITEM FIVE

SCHEDULE FOR NON-OWNERSHIP LIABILITY

| NAMED COVERED PARTY'S BUSINESS | RATING BASIS | PREMIUM |
|---------------------------------------|--------------|----------|
| Water and/or Sewer Treatment District | IF ANY | Included |

FORMS AND ENDORSEMENTS

Forms and endorsements applying to this Coverage Part and made part of the coverage agreement at this time of issue:

See PGIT 002

Premium: \$ INCLUDED

THIS SUPPLEMENTAL DECLARATIONS AND THE COMMON AGREEMENT DECLARATIONS, TOGETHER WITH THE COMMON AGREEMENT CONDITIONS, COVERAGE PART(S), FORMS AND ENDORSEMENTS, IF ANY, COMPLETE THE ABOVE NUMBERED AGREEMENT.



PUBLIC ENTITY

FLORIDA UNINSURED MOTORISTS COVERAGE - NON-STACKED

COVERED PARTY: **Sunshine Water Control District**

AGREEMENT NO.: **PKMFL1 0064704 08-02**

ENDORSEMENT EFFECTIVE: **10/01/2008**

THIS ENDORSEMENT CHANGES THE AGREEMENT. PLEASE READ IT CAREFULLY.

This endorsement modifies coverage provided under the **AUTOMOBILE COVERAGE FORM, PGIT 300:**

With respect to coverage provided by this endorsement, the provisions of the Coverage Form apply unless modified by this endorsement.

This endorsement changes the agreement effective on the inception date of the agreement unless another date is indicated above.

SCHEDULE

| | | |
|-------------------|-----------|-----------------|
| Limit of Coverage | \$100,000 | Each "Accident" |
|-------------------|-----------|-----------------|

(If no entry appears above, information required to complete this endorsement will be shown in the Declarations as applicable to this endorsement.)

A. Coverage

1. We will pay all sums the "covered party" is legally entitled to recover as compensatory damages from the owner or driver of an "uninsured motor vehicle." The damages must result from "bodily injury" sustained by the "covered party" caused by an "accident." The owner's or driver's liability for these damages must result from the ownership, maintenance or use of the "uninsured motor vehicle."
2. With respect to damages resulting from an "accident" with a vehicle described in Paragraph b. of the definition of "uninsured motor vehicle," we will pay under this coverage only if a. or b. below applies:
 - a. The limit of any applicable liability bonds or policies have been exhausted by payment of judgments or settlements; or
 - b. A tentative settlement has been made between a "covered party" and the insurer of the "underinsured motor vehicle" and we:
 - (1) Have been given prompt written notice of such tentative settlement; and
 - (2) Advance payment to the "covered party" in an amount equal to the tentative settlement within 30 days after receipt of notification.
3. Any judgment for damages arising out of a "suit" brought without our written consent is not binding on us.

B. Who Is A Covered Party

If the Named Covered Party is designated in the Declarations as:

1. An individual, then the following are "covered parties":
 - a. The Named Covered Party and any "family members."
 - b. Anyone else "occupying" a covered "auto" or a temporary substitute for a covered "auto." The covered "auto" must be out of service because of its breakdown, repair, servicing, "loss" or destruction.
 - c. Anyone for damages he or she is entitled to recover because of "bodily injury" sustained by another "covered party."



PUBLIC ENTITY

FLORIDA PERSONAL INJURY PROTECTION

THIS ENDORSEMENT CHANGES THE AGREEMENT. PLEASE READ IT CAREFULLY

For a covered "auto" licensed or principally garaged in, or "garage operations" conducted in, Florida, this endorsement modifies coverage provided under the **AUTOMOBILE COVERAGE FORM, PGIT 300**:

With respect to coverage provided by this endorsement, the provisions of the Coverage Form apply unless modified by this endorsement.

We agree with the "Named Covered Party", subject to all the provisions of this endorsement and to all of the provisions of the agreement except as modified herein, as follows that:

SCHEDULE

Any Personal Injury Protection deductible shown in the Declarations of \$0 is applicable to the following "Named Covered Party" only:

Sunshine Water Control District

| <u>Benefits</u> | <u>Limit Per Person</u> |
|------------------------------|--|
| Total Aggregate Limit | Up to \$10,000 Limit |
| Death Benefits | \$5,000 (included in aggregate) |
| Medical Expenses | 80% of medical expenses subject to total aggregate limit |
| Work Loss | 60% of work loss subject to total aggregate limit |
| Replacement Services Expense | subject to total aggregate limit |

(If no entry appears above, information required to complete this endorsement will be shown in the Declarations as applicable to this endorsement.)

A. Coverage

We will pay Personal Injury Protection benefits in accordance with the Florida Motor Vehicle No-Fault Law to or for a "covered party" who sustains "bodily injury" in an "accident" arising out of the ownership, maintenance or use of a "motor vehicle." Subject to the limits shown in the schedule, these Personal Injury Protection benefits consist of the following:

1. Medical Expense

All reasonable "medically necessary" expenses for medical, surgical, x-ray, dental, ambulance, hospital, professional nursing and rehabilitative services, for prosthetic devices and for necessary remedial treatment and services recognized and permitted under the laws of the state for a "Covered Party" who relies upon spiritual means through prayer alone for healing in accordance with his or her religious beliefs. However, payment of expenses for spiritual healing shall not affect the determination of what other services or procedures are "medically necessary."

2. Replacement Services Expenses

With respect to the period of disability of the injured person all expenses reasonably incurred in obtaining from others ordinary and necessary services in lieu of those that, but for such injury, the injured person would have performed without income for the benefit of his or her household;



PUBLIC ENTITY

FLORIDA AUTOMOBILE LIABILITY LIMITS

COVERED PARTY: **Sunshine Water Control District**

AGREEMENT NO.: **PKMFL1 0064704 08-02**

THIS ENDORSEMENT CHANGES THE AGREEMENT. PLEASE READ IT CAREFULLY.

This endorsement modifies coverage provided under the **AUTOMOBILE COVERAGE FORM, PGIT 300**:

The following limits will apply to your Automobile Liability Coverage. In no event will liability under this agreement exceed the Total Any One Accident Limit indicated below.

SCHEDULE OF COVERAGES AND LIMITS

| | | |
|----|--|-------------|
| 1. | Statutory Automobile Liability Limits: | |
| | Each Person | \$100,000 |
| | Each Accident | \$200,000 |
| 2. | Total Any One Accident Limit | \$2,000,000 |



PUBLIC ENTITY

CRIME COVERAGE PART DECLARATIONS

COVERED PARTY: **Sunshine Water Control District**

AGREEMENT NO.: **PKMFL1 0064704 08-02**

SCHEDULE OF COVERAGES AND LIMITS OF COVERAGE

Coverage is only provided for the coverages indicated by an X.

| Coverage | Limit of Coverage | Deductible |
|--|-------------------|------------|
| <input checked="" type="checkbox"/> Employee Dishonesty Per Loss Coverage | \$100,000 | \$1,000 |
| <input checked="" type="checkbox"/> Forgery or Alteration Coverage | \$100,000 | \$1,000 |
| <input checked="" type="checkbox"/> Theft, Disappearance and Destruction Coverage - Inside | \$100,000 | \$1,000 |
| Outside | \$100,000 | \$1,000 |
| <input checked="" type="checkbox"/> Computer Fraud Coverage | \$100,000 | \$1,000 |
| <input checked="" type="checkbox"/> Funds Transfer Fraud Coverage | \$100,000 | \$1,000 |

FORMS AND ENDORSEMENTS

Forms and endorsements applying to this Coverage Part and made part of the coverage agreement at this time of issue:

See PGIT 002

Premium: \$ INCLUDED

THIS SUPPLEMENTAL DECLARATIONS AND THE COMMON AGREEMENT DECLARATIONS, TOGETHER WITH THE COMMON AGREEMENT CONDITIONS, COVERAGE PART(S), FORMS AND ENDORSEMENTS, IF ANY, COMPLETE THE ABOVE NUMBERED AGREEMENT.



Property Schedule

Scheduled Items Effective As of : 07/01/2008

Sunshine Water Control District

Agreement No.: PKMFL1 0064704 08-02

Agreement Period: 07/01/2008 through 10/01/2009

Agency: Hilb, Rogal & Hobbs

| Unit # | Description Address | Year Built | Eff. Date | Building Value | Total Insured Value | |
|---------------|--|-------------------------|------------|----------------|---------------------|-------------|
| | | Const Type | Term Date | Contents Value | | |
| 001 | Pump / Lift Station 8050 Royal Palm Blvd Coral Springs, FL 33071 | 1963 | 07/01/2008 | \$700,000 | \$700,000 | |
| | | 251 - Pump/Lift Station | 10/01/2009 | \$0 | | |
| 002 | Pump / Lift Station 10488 NW 1st Ct Coral Springs, FL 33071 | 1963 | 07/01/2008 | \$700,000 | \$700,000 | |
| | | 251 - Pump/Lift Station | 10/01/2009 | \$0 | | |
| 003 | Pump / Lift Station 4171 NW 81st Terrace Coral Springs, FL 33071 | 1988 | 07/01/2008 | \$130,000 | \$130,000 | |
| | | 251 - Pump/Lift Station | 10/01/2009 | \$0 | | |
| Total: | | | | \$1,530,000 | \$0 | \$1,530,000 |



Inland Marine Schedule

Scheduled Items Effective As of : 07/01/2008

Sunshine Water Control District

Agreement No.: PKMFL1 0064704 08-02

Agreement Period: 07/01/2008 through 10/01/2009

Agency: Hilb, Rogal & Hobbs

| Item # | Description | Serial Number | Classification Code | Eff. Date | Value | Deductible |
|--------------|--|---------------------|---|--------------------------|------------------|------------|
| | | | | Term Date | | |
| 001 | John Deere Tractor 2355 | XL02355A76886 1X | Contractor's / Mobile Equipment | 07/01/2008 10/01/2009 | \$27,500 | \$5,000 |
| 002 | John Deere Tractor 2355 | XL02355A76893 0X | Contractor's / Mobile Equipment | 07/01/2008 10/01/2009 | \$27,500 | \$5,000 |
| 003 | John Deere 609 Mower | W00609C05801 7 | Contractor's / Mobile Equipment | 07/01/2008 10/01/2009 | \$0 | \$5,000 |
| 004 | Woods HS 106 Ditchbank Mower | HS10633926 | Contractor's / Mobile Equipment | 07/01/2008 10/01/2009 | \$8,000 | \$5,000 |
| 005 | FMC John Bean Sprayer | JB00133NH | Contractor's / Mobile Equipment | 07/01/2008 10/01/2009 | \$5,000 | \$5,000 |
| 006 | FMC John Bean Sprayer | JB01222NH | Contractor's / Mobile Equipment | 07/01/2008 10/01/2009 | \$5,000 | \$5,000 |
| 007 | Asplundh Chipper | JEXY19377 | Contractor's / Mobile Equipment | 07/01/2008 10/01/2009 | \$10,000 | \$5,000 |
| 008 | Miscellaneous Computer Hardware (Max value \$15,000 per item) | | Electronic Data Processing Equipment | 07/01/2008 10/01/2009 | \$64,200 | \$5,000 |
| 009 | Unschedule Other Inland Marine (Max value \$15,000 per item) | | Other Inland Marine | 07/01/2008 10/01/2009 | \$50,000 | \$5,000 |
| 010 | Unscheduled Rented, Borrowed, Leased Equipment (Max value \$15,000 per item) | | Rented, Borrowed, Leased Equipment | 07/01/2008 10/01/2009 | \$50,000 | \$5,000 |
| Total | | | | | \$247,200 | |



Vehicle Schedule

Scheduled Items Effective As of : 07/01/2008

Sunshine Water Control District

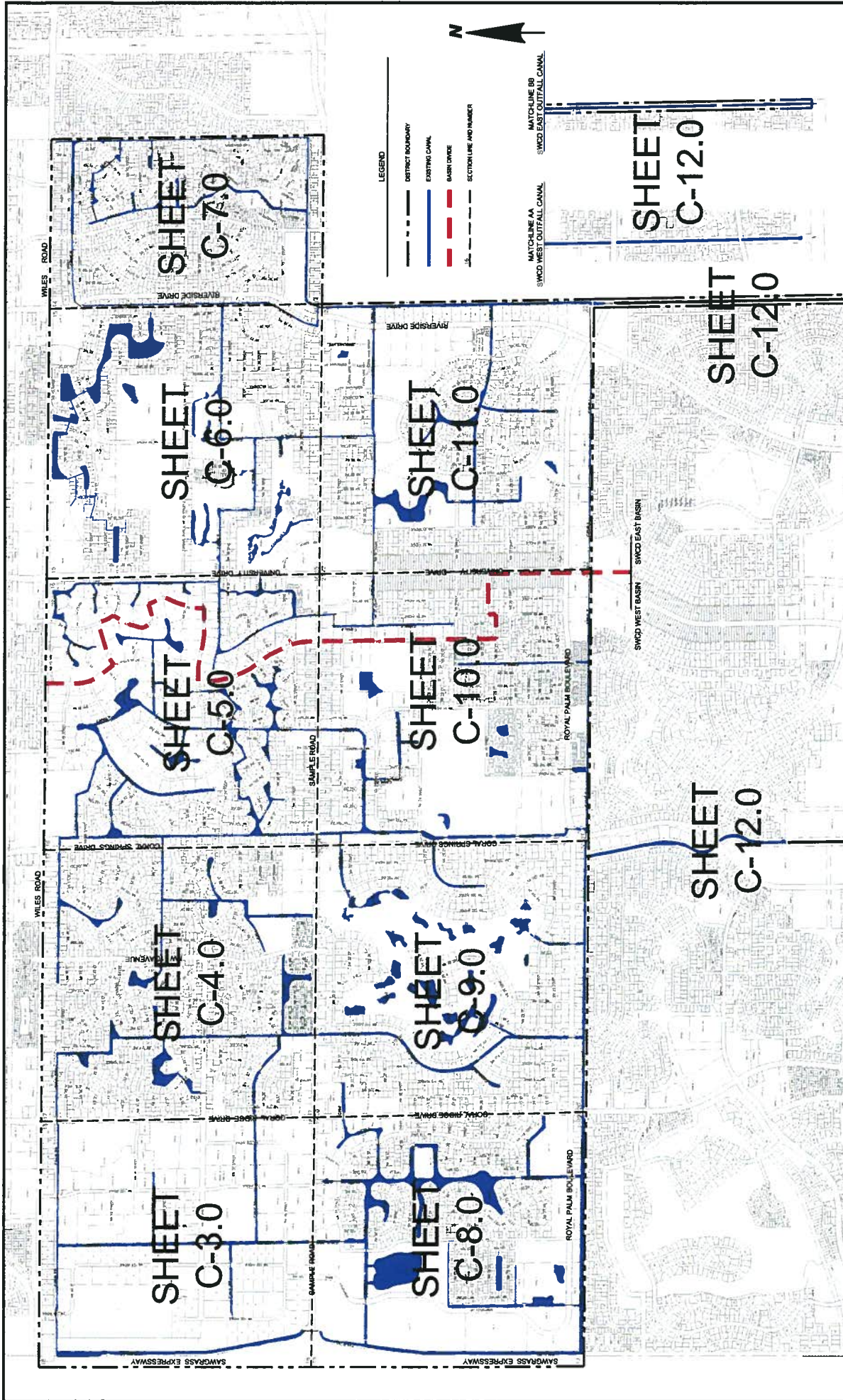
Agreement No.: PKMFL1 0064704 08-02

Agreement Period: 07/01/2008 through 10/01/2009

Agency: Hilb, Rogal & Hobbs

| Unit # | Make | Model/Description | Department | AL Eff | Comp. Ded | Comp. Eff | Comp. Term | Value |
|--------------|-------------|-------------------|---------------------|------------|-----------|------------|------------|------------------|
| Qty | Year | VIN # | Vehicle Type | AL Term | Coll Ded | Coll Eff | Coll Term | Valuation Type |
| 001 | Ford | F150 | | 07/01/2008 | \$1,000 | 07/01/2008 | 10/01/2009 | \$24,856 |
| 1 | 2007 | 1FTRF14WX7NA43834 | Light Truck | 10/01/2009 | \$1,000 | 07/01/2008 | 10/01/2009 | Actual Cash |
| 002 | Ford | F150 | | 07/01/2008 | \$1,000 | 07/01/2008 | 10/01/2009 | \$24,856 |
| 1 | 2006 | 1FTRF14W36NA95837 | Light Truck | 10/01/2009 | \$1,000 | 07/01/2008 | 10/01/2009 | Actual Cash |
| 003 | Ford | F150 | | 07/01/2008 | \$1,000 | 07/01/2008 | 10/01/2009 | \$24,856 |
| 1 | 2006 | 1FTRF14W76NA98689 | Light Truck | 10/01/2009 | \$1,000 | 07/01/2008 | 10/01/2009 | Actual Cash |
| 004 | Ford | F150 | | 07/01/2008 | \$1,000 | 07/01/2008 | 10/01/2009 | \$24,856 |
| 1 | 2006 | AFTRF14W96NB01625 | Light Truck | 10/01/2009 | \$1,000 | 07/01/2008 | 10/01/2009 | Actual Cash |
| 005 | Continental | Boat Trailer | | 07/01/2008 | \$1,000 | 07/01/2008 | 10/01/2009 | \$1,307 |
| 1 | 1997 | 12JB518VM053307 | Trailer - NO CHARGE | 10/01/2009 | \$1,000 | 07/01/2008 | 10/01/2009 | Actual Cash |
| 006 | Continental | Boat Trailer | | 07/01/2008 | \$1,000 | 07/01/2008 | 10/01/2009 | \$1,307 |
| 1 | 1997 | 12JB516VM053306 | Trailer - NO CHARGE | 10/01/2009 | \$1,000 | 07/01/2008 | 10/01/2009 | Actual Cash |
| 007 | Rocket | Boat Trailer | | 07/01/2008 | \$1,000 | 07/01/2008 | 10/01/2009 | \$1,307 |
| 1 | 1997 | 115684 | Trailer - NO CHARGE | 10/01/2009 | \$1,000 | 07/01/2008 | 10/01/2009 | Actual Cash |
| 008 | Continental | Boat Trailer | | 07/01/2008 | \$1,000 | 07/01/2008 | 10/01/2009 | \$3,321 |
| 1 | 2007 | 1ZJBE18137M047277 | Trailer | 10/01/2009 | \$1,000 | 07/01/2008 | 10/01/2009 | Actual Cash |
| Total | | | | | | | | \$106,666 |

**SUNSHINE
WATER CONTROL DISTRICT
DISTRICT MAPS**


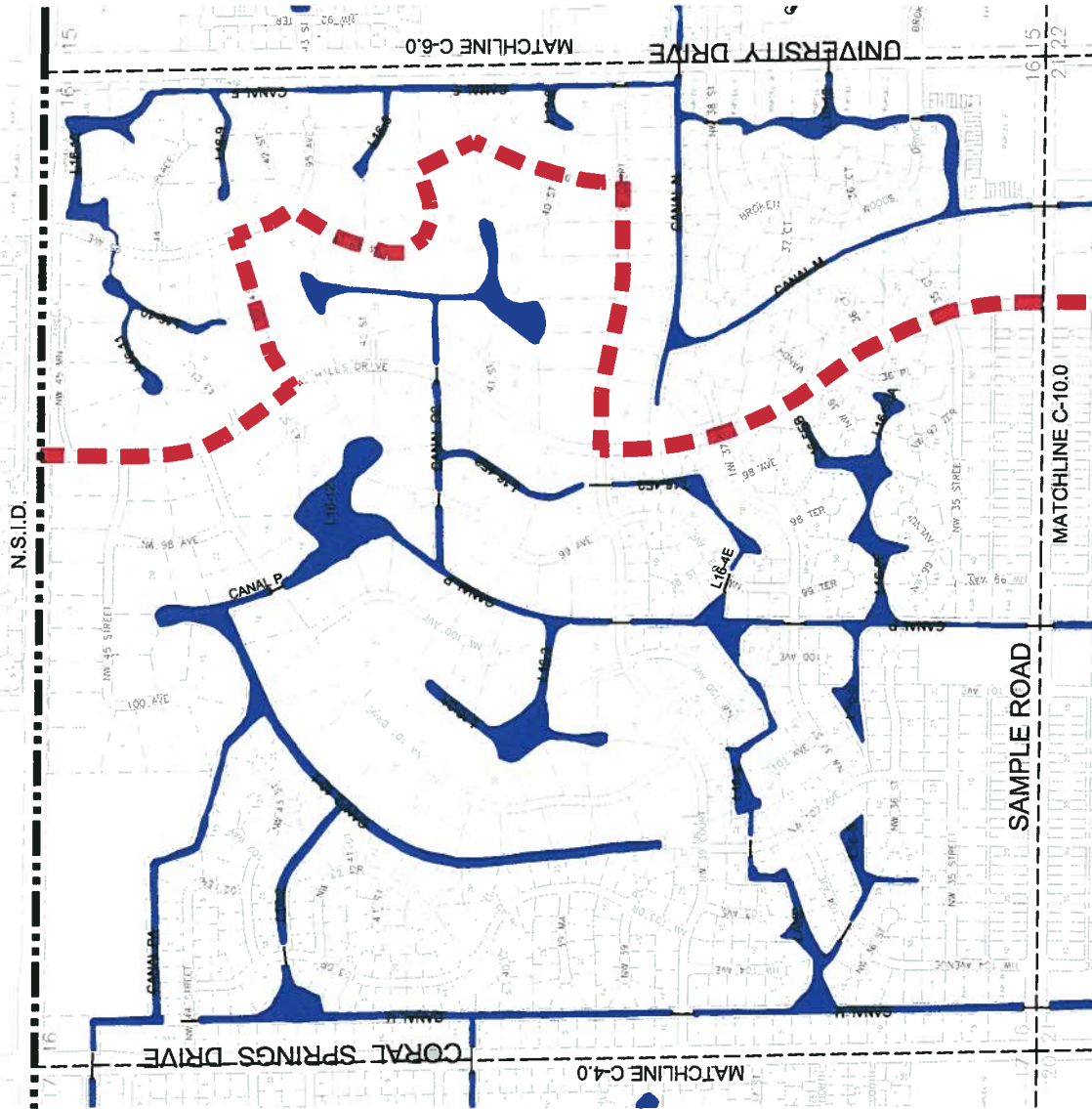


| RELEASE INFORMATION | | REVISIONS | |
|---------------------|-------------|-----------|-------------|
| DATE BY | DESCRIPTION | No. | DESCRIPTION |
| | | | |
| | | | |
| | | | |
| | | | |
| | | | |

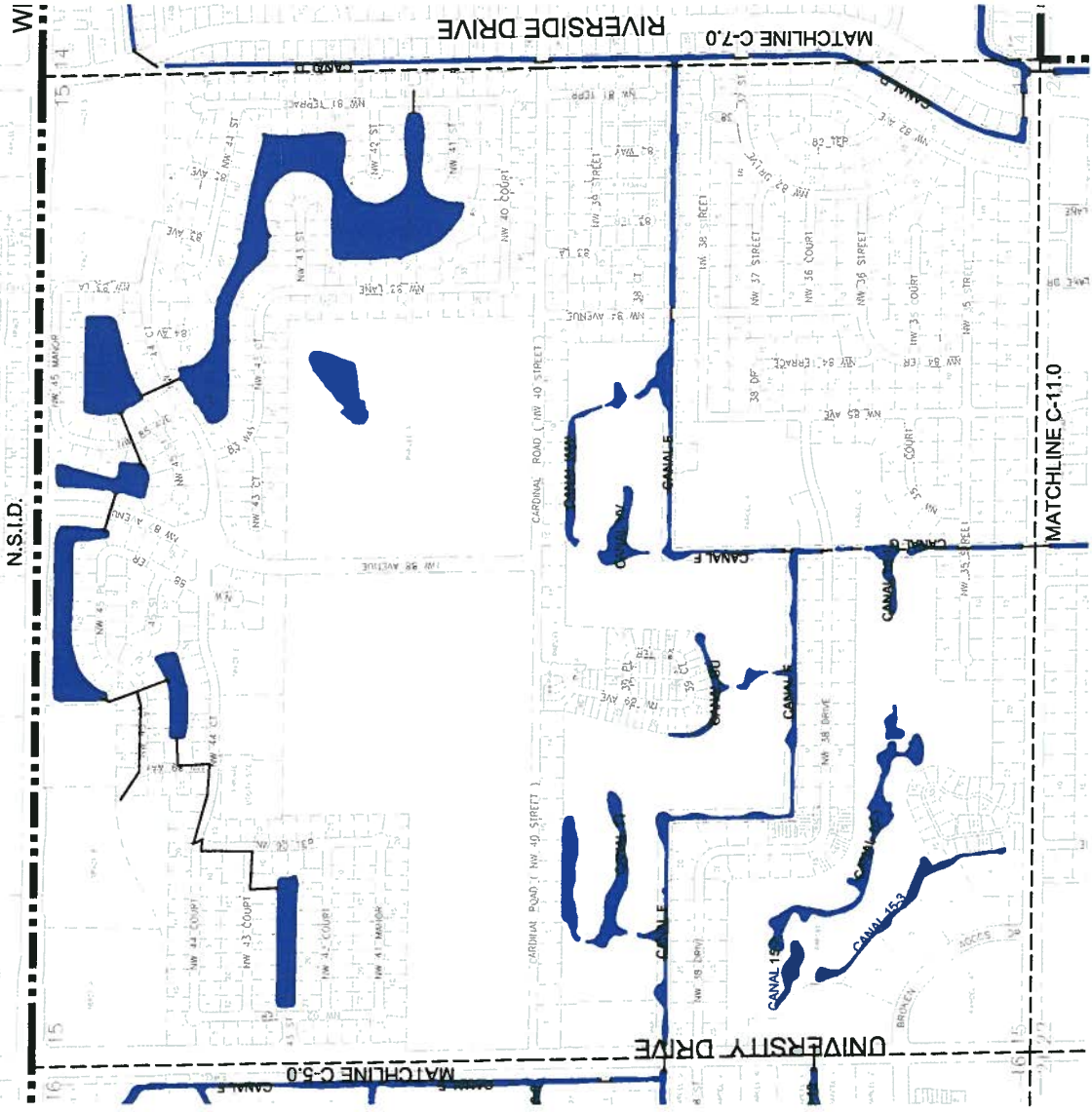
| | |
|--------------|-------|
| START DATE: | 02/09 |
| DESIGNED BY: | JJR |
| DRAWN BY: | CHP |
| CHECKED BY: | -- |
| ARCHIVE NO.: | |

| |
|---|
| IBI |
| RON ERNEST-JONES / IBI |
| CIVIL ENGINEERS/LAND PLANNERS TRANSPORTATION PLANNERS/LANDSCAPE ARCHITECTS 1000 WEST PALM BLVD., SUITE 1000 BOCA RATON, FL 33433 (561) 341-6000 |
| LCR 20000370 |
| EXP 2000 |

| | |
|--|-----------------|
| SUNSHINE WATER CONTROL DISTRICT | KEY MAP |
| CITY OF BOCA RATON | BROWARD COUNTY |
| SCALE: 1" = 800' | JOB NO: 08-0408 |
| SHEET: C-3.0 | FLORIDA |



| | | | |
|---|-------------|------------------------------|-------------|
| SUNSHINE WATER CONTROL DISTRICT | | SECTION 16 | |
| CITY OF CORAL SPRINGS | | BROWARD COUNTY | |
| SCALE: 1" = 300' | | JOB NO: 08-0408 | |
| SHEET: C-6.0 | | SHEET: C-6.0 | |
| RHON ERNEST-JONES / IBI | | IBI | |
| CIVIL ENGINEERS/LAND PLANNERS TRANSPORTATION PLANNERS/LANDSCAPE ARCHITECTS 1200 WEST ALHAMBRA AVENUE CORAL SPRINGS, FL 33066 (305) 341-5888 | | LIC 26000370 LIC 26000370 | |
| START DATE: | 02/09 | DESIGNED BY: | JRR |
| DRAWN BY: | CHP | CHECKED BY: | --- |
| ARCHIVE NO: | | BY: | DATE CND |
| REVISIONS | | | |
| DATE BY | DESCRIPTION | NO. | DESCRIPTION |
| RELEASE INFORMATION | | | |

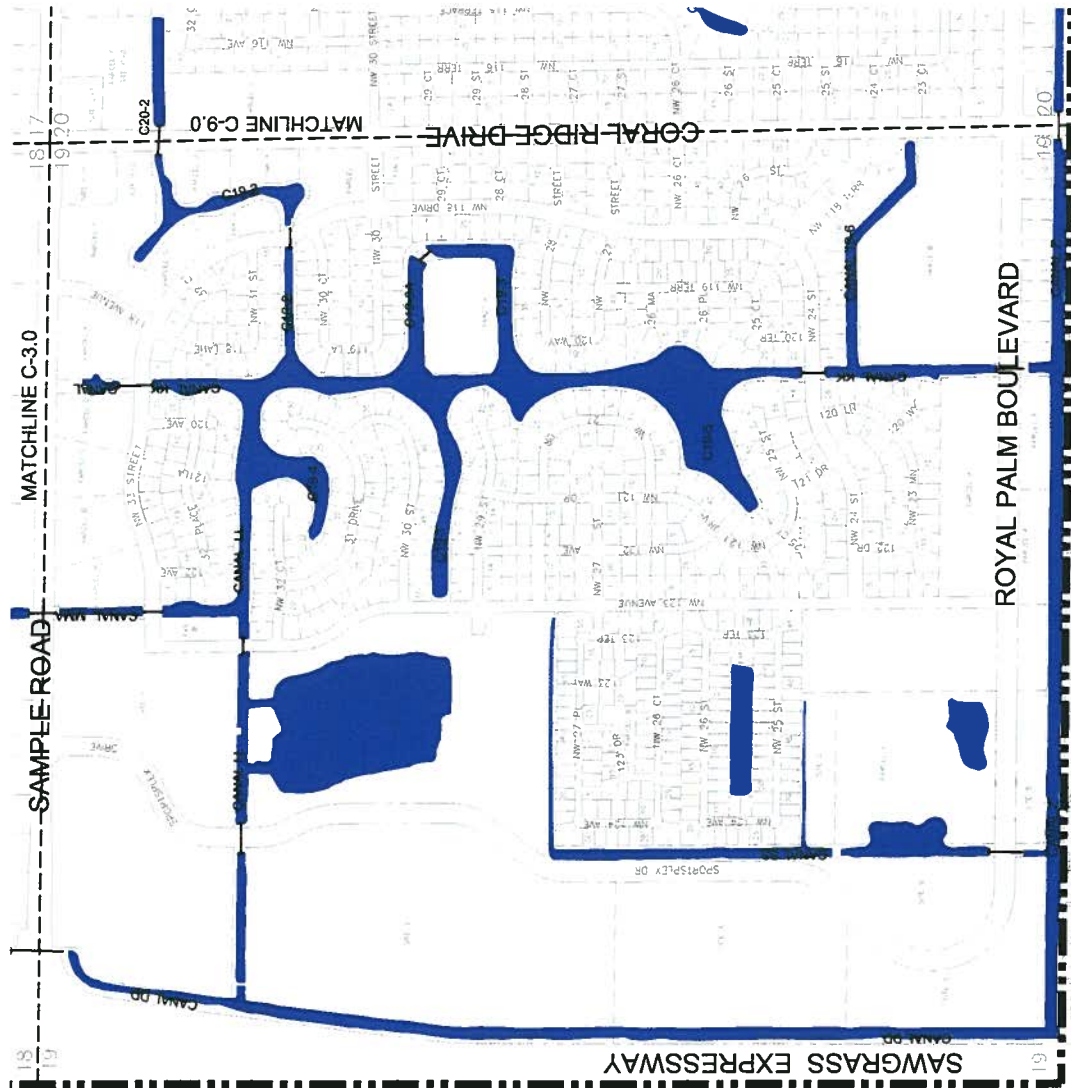


- LEGEND**
- EXISTING ROADWAY
 - EXISTING CANAL
 - EASEMENT
 - SECTION LINE AND NUMBER

SUNSHINE WATER CONTROL DISTRICT
SECTION 15
 CITY OF CORAL SPRINGS BROWARD COUNTY FLORIDA
 SCALE: 1" = 200' JOB NO: 08-0408 SHEET: C-A-0

RHON ERNEST-JONES / IBI
 CIVIL ENGINEERS/LAND PLANNERS
 TRANSPORTATION PLANNERS/LANDSCAPE ARCHITECTS
 1200 W. 15th Avenue, Suite 100
 Coral Gables, FL 33134
 (305) 344-9888
 REG 2888 LIC 26000370

| START DATE: | | 02/09 | |
|---------------------|-------------|---------|-------------|
| DESIGNED BY: | | JRR | |
| DRAWN BY: | | CAF | |
| CHECKED BY: | | --- | |
| ARCHIVE NO: | | --- | |
| REVISIONS | | | |
| NO. | DESCRIPTION | DATE BY | DESCRIPTION |
| | | | |
| | | | |
| | | | |
| RELEASE INFORMATION | | | |
| DATE BY | DESCRIPTION | DATE BY | DESCRIPTION |
| | | | |
| | | | |



LEGEND

- DISTRICT BOUNDARY
- EXISTING CANAL
- EASEMENT
- SECTION LINE AND NUMBER

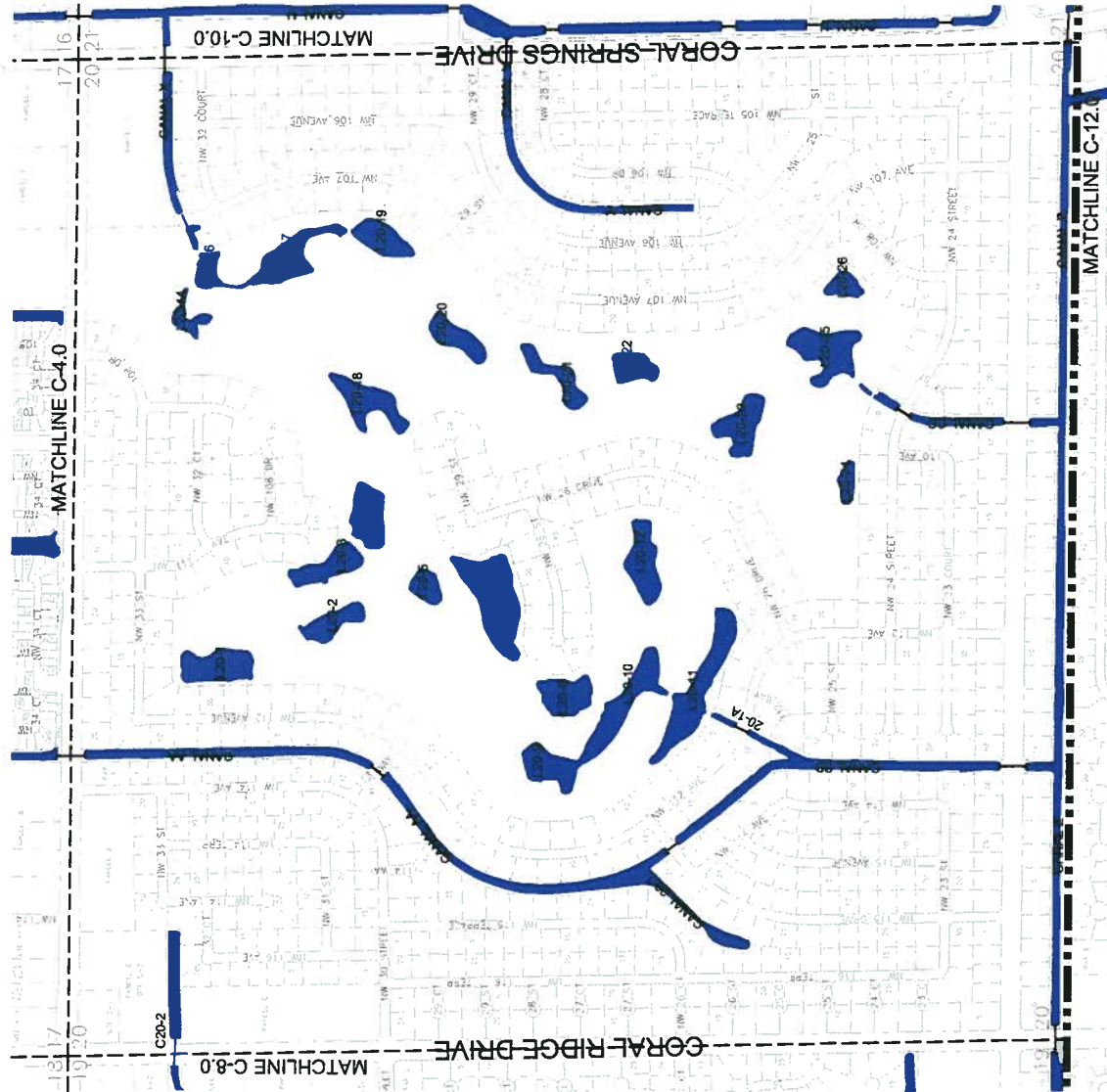
IBI
RHON ERNEST-JONES / IBI
 CIVIL ENGINEERS AND PLANNERS
 TRANSPORTATION PLANNERS/LANDSCAPE ARCHITECTS
 1200 W. 15th Avenue, Suite 100
 Fort Lauderdale, FL 33304
 (954) 344-4400
 EFP 2946
 LCP 24000370

| | |
|--------------|-------|
| START DATE: | 02/09 |
| DESIGNED BY: | JJR |
| DRAWN BY: | CMF |
| CHECKED BY: | -- |
| BY DATE CWD | |
| ARCHIVE NO: | |

| REVISIONS | |
|-----------|-------------|
| NO. | DESCRIPTION |
| | |
| | |
| | |

| RELEASE INFORMATION | |
|---------------------|-------------|
| DATE BY | DESCRIPTION |
| | |
| | |
| | |

SUNSHINE WATER CONTROL DISTRICT
SECTION 19
 CITY OF CORAL SPRINGS
 BROWARD COUNTY
 FLORIDA
 SCALE: 1" = 300'
 JOB NO: 08-0405
 SHEET: C-3.0



LEGEND

- DISTRICT BOUNDARY
- EXISTING CANAL
- MAINTENANCE
- SECTION LINE AND NUMBER

RHON ERNEST-JONES / IBI
 CIVIL ENGINEERS & LAND PLANNERS
 TRANSPORTATION PLANNERS & LANDSCAPE ARCHITECTS
 1000 W. BEAUMONT BLVD., SUITE 100
 CORAL SPRINGS, FL 33066
 (954) 344-0008
 EFP 2006
 LCP 25000370

| | |
|--------------|-------|
| START DATE: | 02/09 |
| DESIGNED BY: | JBR |
| DRAWN BY: | CMP |
| CHECKED BY: | -- |
| ARCHIVE NO.: | |

| DATE BY | DESCRIPTION | NO. |
|---------|-------------|-----|
| | | |
| | | |
| | | |

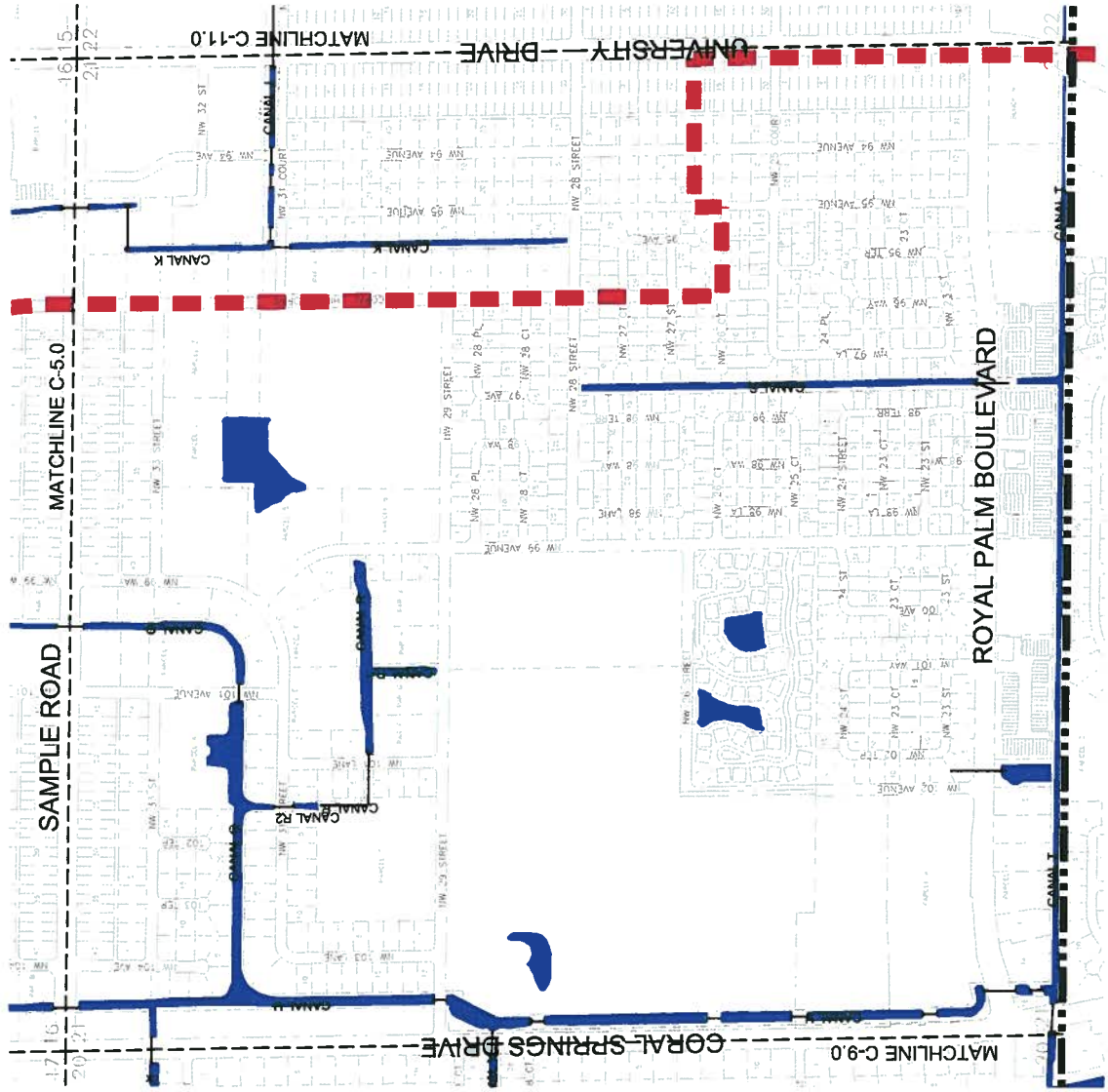
| DATE BY | DESCRIPTION | NO. |
|---------|-------------|-----|
| | | |
| | | |
| | | |

| DATE BY | DESCRIPTION | NO. |
|---------|-------------|-----|
| | | |
| | | |
| | | |

| DATE BY | DESCRIPTION | NO. |
|---------|-------------|-----|
| | | |
| | | |
| | | |

RELEASE INFORMATION

SUNSHINE WATER CONTROL DISTRICT
SECTION 20
 CITY OF CORAL SPRINGS
 BROWARD COUNTY
 FLORIDA
 SCALE: 1" = 300'
 JOB NO: 08-0408
 SHEET: C-8.0



LEGEND

- DISTRICT BOUNDARY
- EXISTING CANAL
- BACKFLOW
- SECTION LINE/MANHOLE

SUNSHINE WATER CONTROL DISTRICT
SECTION 21
 CITY OF CORAL SPRINGS BROWARD COUNTY FLORIDA
 SCALE: 1" = 200' JOB NO: 08-0408 SHEET: C-10.0

RMON ERNEST-JONES / IBI
 CIVIL ENGINEERS/LAND PLANNERS
 TRANSPORTATION PLANNERS/LANDSCAPE ARCHITECTS
 1200 WEST PALM BLVD., SUITE 100
 FT. LAUDERDALE, FL 33304-4008
 (954) 344-4008
 LCP 34000370 EXP 2004

| | |
|--------------|-------|
| START DATE: | 02/09 |
| DESIGNED BY: | JJR |
| DRAWN BY: | CMF |
| CHECKED BY: | -- |
| ARCHIVE NO: | |

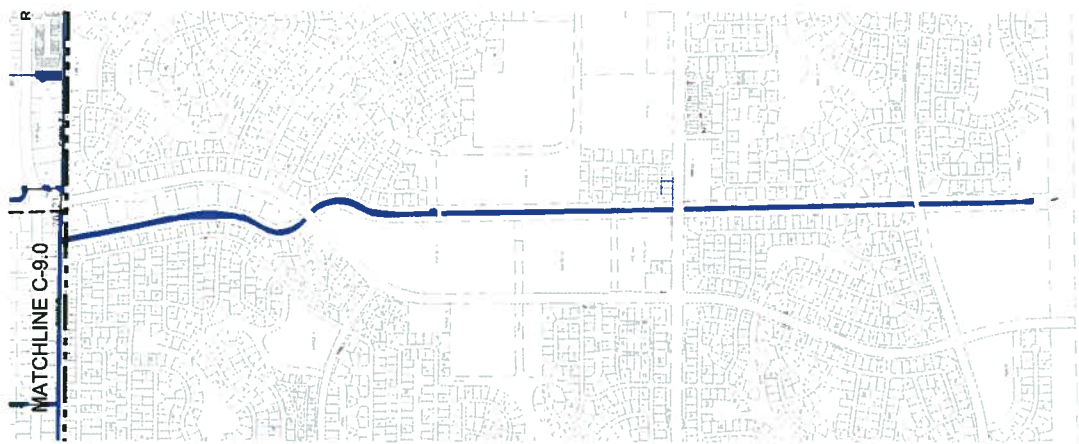
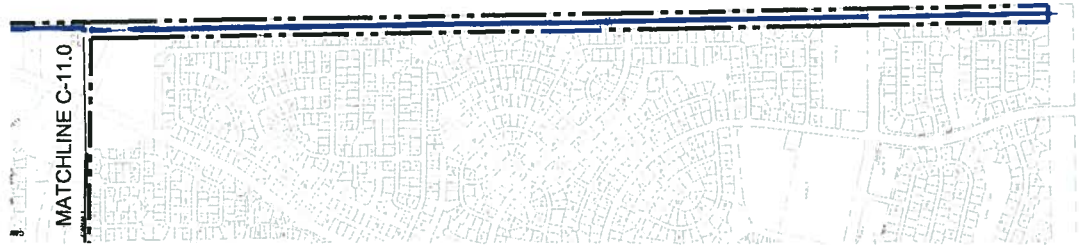
| DATE BY | DESCRIPTION | NO. |
|---------|-------------|-----|
| | | |
| | | |
| | | |
| | | |

| DATE BY | DESCRIPTION | NO. |
|---------|-------------|-----|
| | | |
| | | |
| | | |
| | | |

| DATE BY | DESCRIPTION | NO. |
|---------|-------------|-----|
| | | |
| | | |
| | | |
| | | |

| DATE BY | DESCRIPTION | NO. |
|---------|-------------|-----|
| | | |
| | | |
| | | |
| | | |

| DATE BY | DESCRIPTION | NO. |
|---------|-------------|-----|
| | | |
| | | |
| | | |
| | | |



- LEGEND**
- DISTRICT BOUNDARY
 - EXISTING CANAL
 - PROPOSED CANAL
 - EASEMENT
 - SECTIONING AND NUMBER

RHON ERNEST-JONES / IBI
 CIVIL ENGINEERS/LAND PLANNERS
 TRANSPORTATION PLANNERS/LANDSCAPE ARCHITECTS
 1200 WEST 10TH AVENUE, SUITE 100
 CORAL GABLES, FL 33134
 (305) 344-4888
 SEP 2006

START DATE: 02/09
 DESIGNED BY: JRR
 DRAWN BY: CMP
 CHECKED BY: --
 ARCHIVE NO:

| DATE BY | DESCRIPTION | DATE BY | DESCRIPTION |
|---------|-------------|---------|-------------|
| | | | |
| | | | |

| DATE BY | DESCRIPTION | DATE BY | DESCRIPTION |
|---------|-------------|---------|-------------|
| | | | |
| | | | |

| DATE BY | DESCRIPTION | DATE BY | DESCRIPTION |
|---------|-------------|---------|-------------|
| | | | |
| | | | |

| DATE BY | DESCRIPTION | DATE BY | DESCRIPTION |
|---------|-------------|---------|-------------|
| | | | |
| | | | |

| DATE BY | DESCRIPTION | DATE BY | DESCRIPTION |
|---------|-------------|---------|-------------|
| | | | |
| | | | |

| DATE BY | DESCRIPTION | DATE BY | DESCRIPTION |
|---------|-------------|---------|-------------|
| | | | |
| | | | |

SUNSHINE WATER CONTROL DISTRICT
OUTFALL CANALS
 CITY OF CORAL SPRINGS
 BROWARD COUNTY
 FLORIDA
 SCALE: 1" = 300'
 JOB NO: 08-0406
 SHEET: C-12.0